

A photograph of a brick wall with a large stone sign that reads "NORTH PARK UNIVERSITY". The wall is flanked by two stone pillars topped with spheres. In the background, there are green trees and a brick building under a blue sky with white clouds. In the foreground, there are yellow and purple flowers.

NORTH PARK UNIVERSITY

EST. 1967

NORTH PARK UNIVERSITY ANNUAL REPORT

Fiscal Year 2012–2013

NORTH PARK UNIVERSITY ANNUAL REPORT

Fiscal Year 2012–2013

OUR STUDENTS

Enrollment

Fall 2013 Total Enrollment: **3,141**

# Undergraduate	1,925
# Continuing studies	280
# Graduate	718
# Seminary	218

Fall 2013 Undergraduate Student Population Distribution by Ethnicity

% White/non–Latino	53
% Latino	18
% Not Reported	7
% Black/non–Latino	8
% Asian	5
% International	5
% Two or More Races	3

Geographic Distribution

North Park students come from 42 states and 42 foreign countries.

Financial Aid

North Park awarded more than \$10 million in scholarships and 85 percent of our students received some sort of financial aid.

OUR FINANCIAL POSITION

Statement of Financial Position

June 30, 2013

Assets

Cash and Short–term Investments	\$6,953,524
Receivables:	
Student Receivables	\$902,931
Student Financial Assistance Loans	\$1,595,429
Other Receivables	\$617,200
Pledges Receivable	\$2,739,311
Irrevocable Trusts	\$4,953,092
Investments	\$142,658,883
Property, Plant, Equipment	\$88,718,189
Other Assets	\$2,118,151
Total Assets	\$251,256,710

Liabilities

Accounts Payable and Accrued Expense	\$8,852,151
Deferred Income, Advance Payments, and Deposits	\$2,124,901
Notes and Bonds Payable	\$62,891,440
Government Advances for Student Loans	\$1,650,555
Other Post–retirement Benefits	\$5,826,000
Total Liabilities	\$81,345,047

Net Assets

Unrestricted	\$95,892,934
Temporarily Restricted	\$14,704,159
Permanently Restricted	\$56,314,570
Total Net Assets	\$169,911,663

Total **\$251,256,710**

Current Operations

June 30, 2013

Revenues and Other Additions

Student Tuition and Fees (net of aid)	\$41,130,897
Contributions	\$2,194,381
Auxiliary Enterprises	\$7,164,497
Endowment Drawdown	\$2,700,000
Other Revenues	\$183,071

Total Revenues and Other Additions **\$53,372,846**

Expenditures and Other Deductions

Instruction	\$15,468,563
Academic Support	\$4,029,089
Student Services	\$10,463,238
Institutional Support	\$11,784,826
Operating and Maintenance	\$6,643,239
Auxiliary Enterprises	\$3,399,261
Interest	\$786,002
Net Transfers	\$785,880

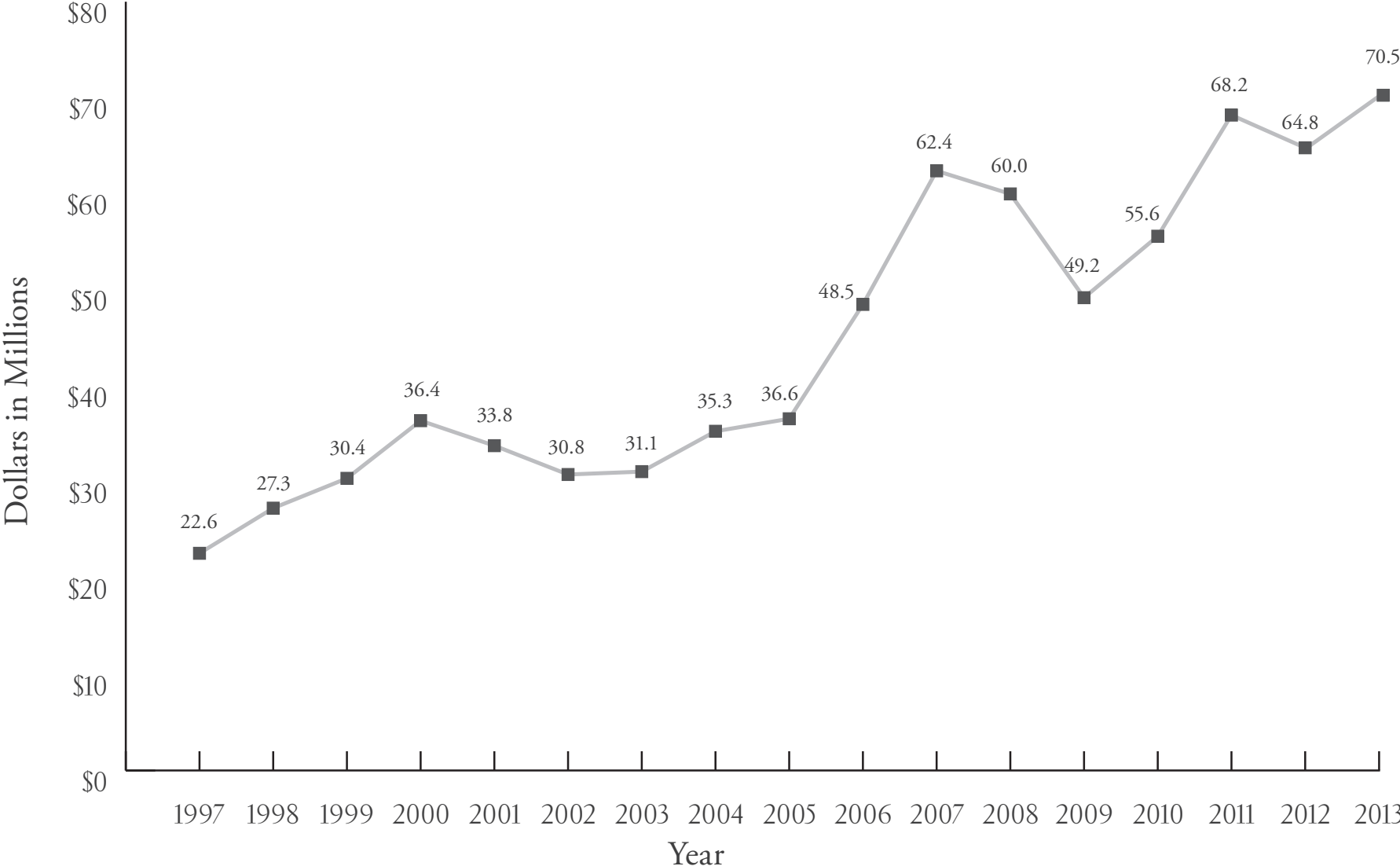
Total Expenditures and Other Deductions **\$53,360,098**
Increase in Fund Balance **\$12,748**

NORTH PARK UNIVERSITY ANNUAL REPORT

Fiscal Year 2012–2013

ENDOWMENT GROWTH

For the fiscal year ending on June 30, 2013

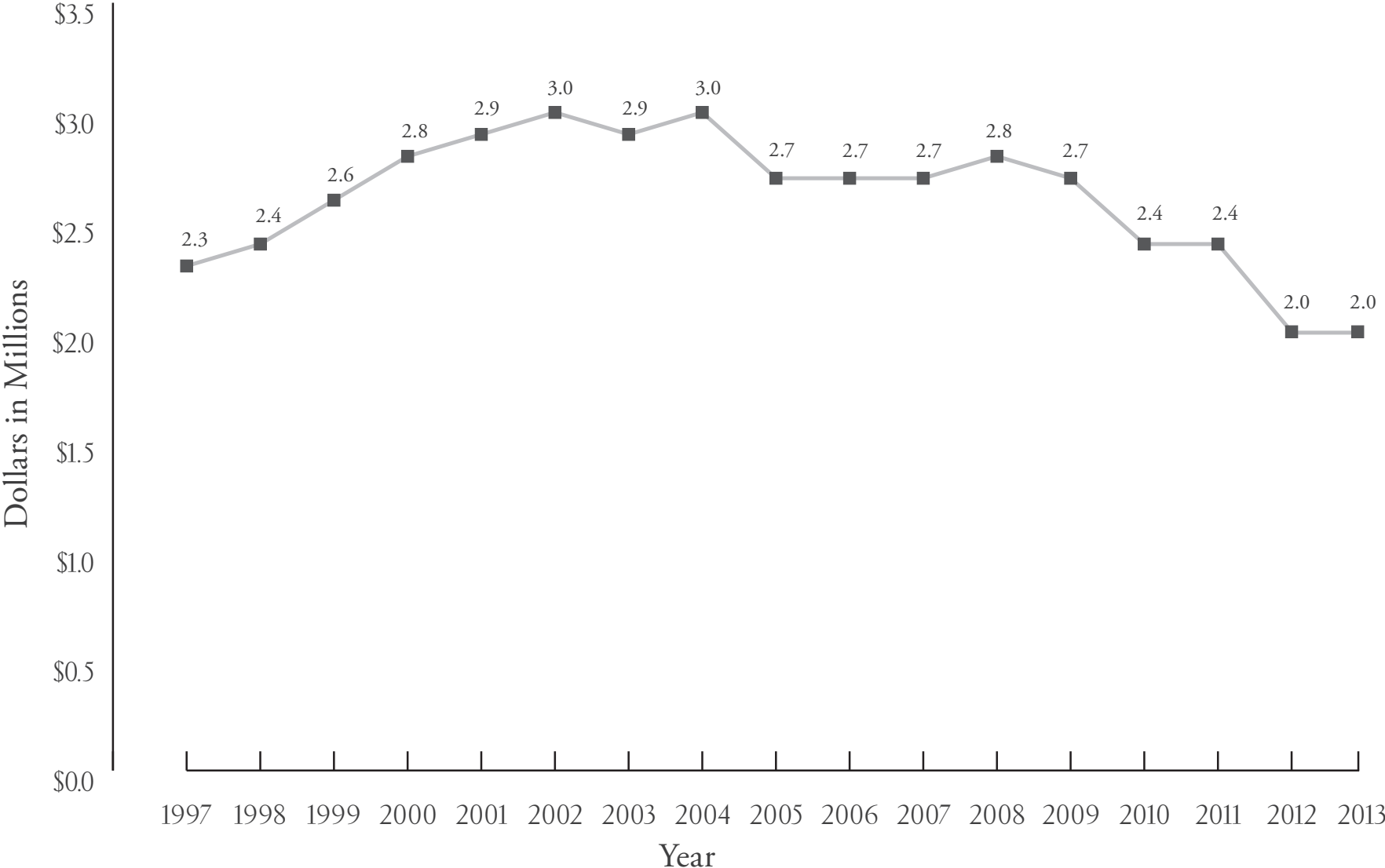


NORTH PARK UNIVERSITY ANNUAL REPORT

Fiscal Year 2012–2013

ANNUAL FUND SUPPORT

For the fiscal year ending on June 30, 2013

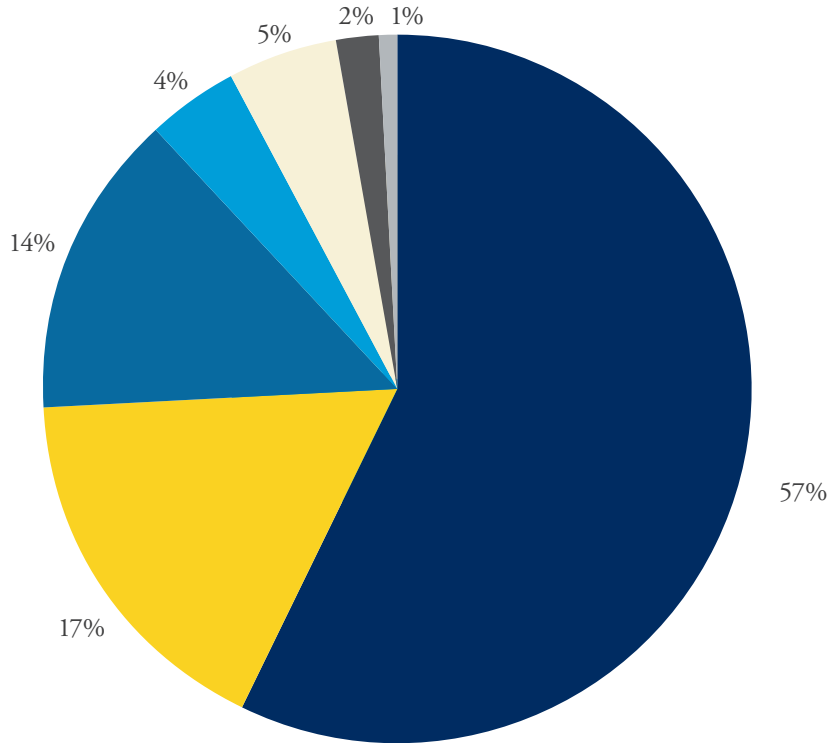


NOTE: includes Evangelical Covenant Church support

NORTH PARK UNIVERSITY ANNUAL REPORT

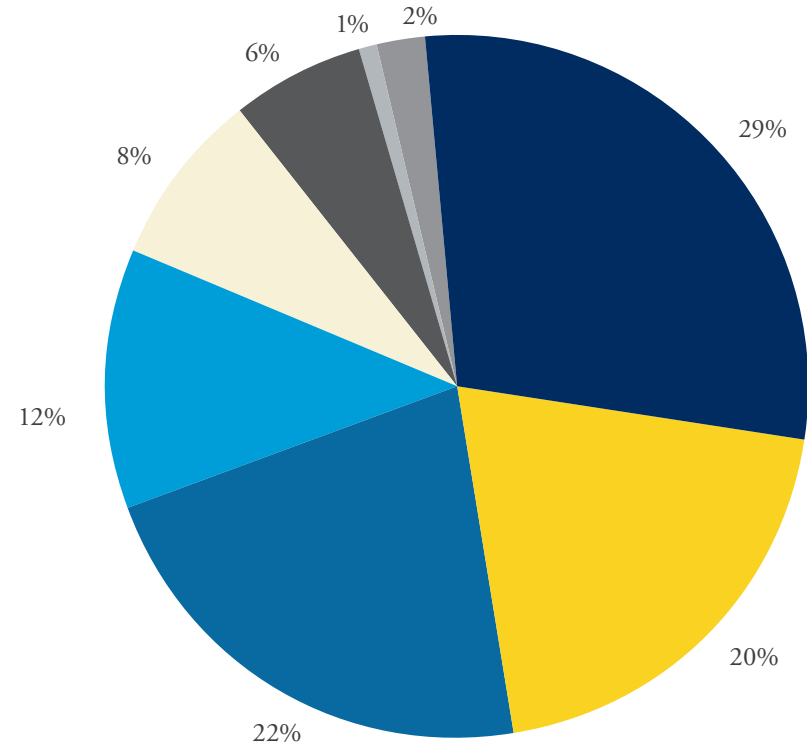
Fiscal Year 2012–2013

SOURCES OF OPERATING FUNDS 2012–2013



- Undergraduate Tuition and Fees \$31,091,863
- Graduate and Adult Tuition and Fees \$8,977,795
- Auxiliary Income (room/board/rentals) \$7,164,497
- Contributions \$2,194,381
- Endowment Drawdown \$2,700,000
- Seminary Tuition and Fees \$1,061,239
- All Other \$183,071

USES OF OPERATING FUNDS 2012–2013



- Instruction \$15,468,563
- Student Services \$10,463,238
- Institutional Support \$11,784,826
- Operating and Maintenance \$6,643,239
- Academic Support \$4,029,089
- Auxiliary Expenses \$3,399,261
- Interest \$786,002
- Net Transfers \$785,880

Lives of Significance and Service
NORTH PARK
UNIVERSITY
CHICAGO

3225 West Foster Avenue
Chicago, Illinois 60625-4895
www.northpark.edu